

05	AGGIUNTO/ADDED "RWF50.2x"	16/02/12	U. PINTON
04	AGGIUNTO/ADDED SQM40.265A	12/11/09	U. PINTON
08	"RWF55" AND "KM3" REGULATORS ADDED	06/10/14	U. PINTON
07	AGGIUNTO/ADDED "600V"	30/07/12	U. PINTON
06	AGGIUNTO/ADDED "POMAX"	07/06/12	U. PINTON
REV.	MODIFICA	DATA	FIRME

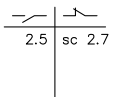
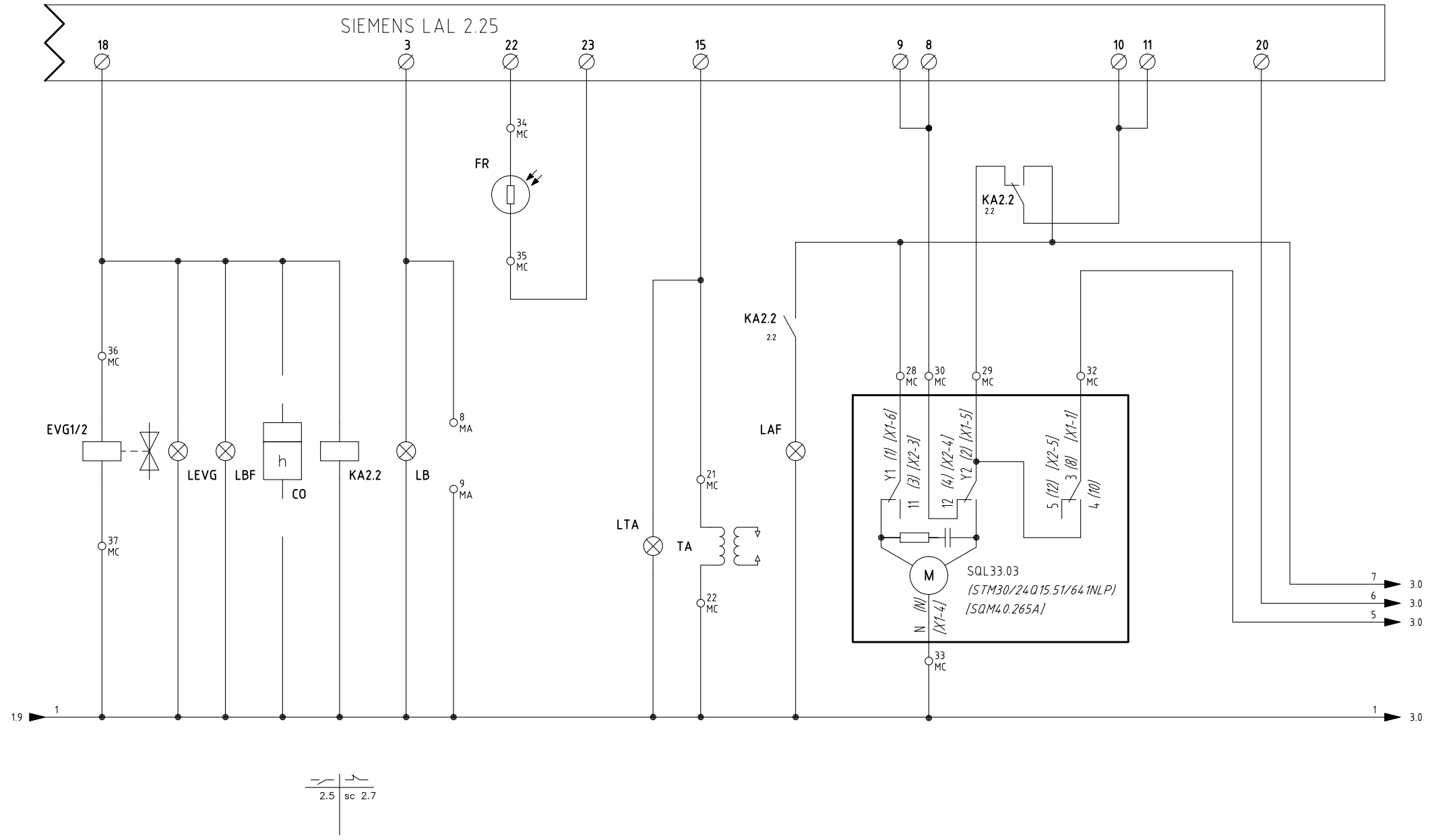


Impianto	TIPO/TYP E RG510 / ÷ / RG520 MODELLO/MODEL G-.MD.x.xx.A
Descrizione	

Ordine	
Commessa	Data Controllato 06/10/2014
Esecutore U. PINTON	Controllato E. CAVALLI

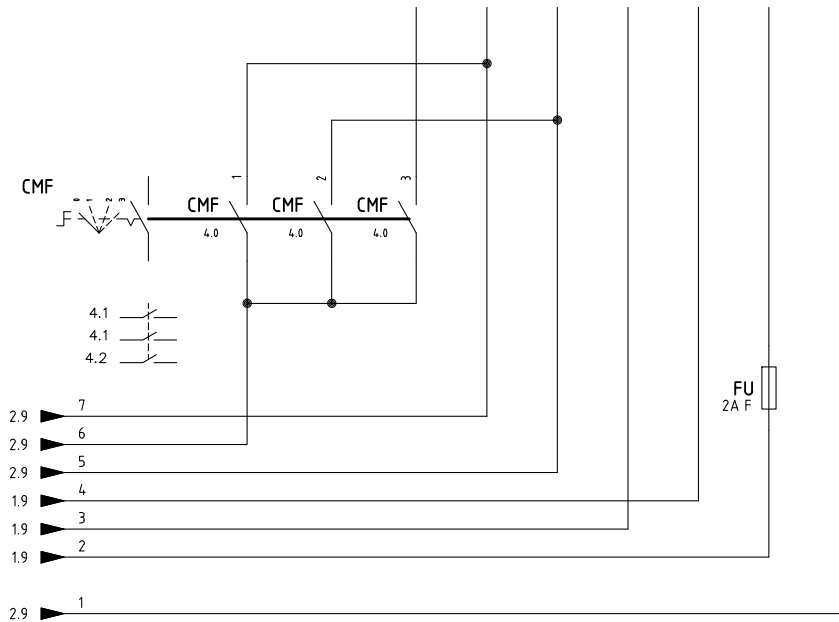
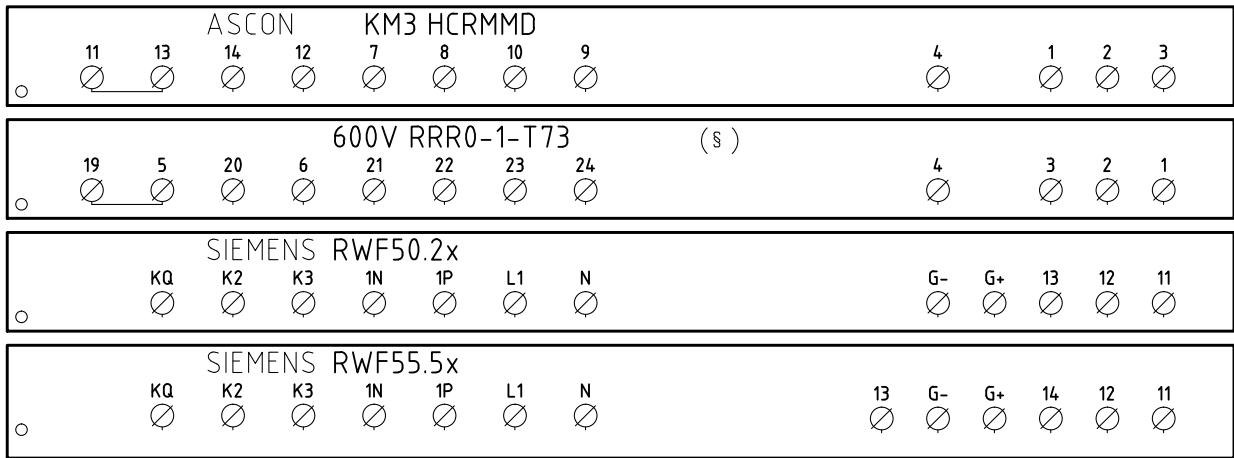
Data	29/02/2000	PREC.	FOGLIO
Revisione	08	/	1
Dis. N.	11 - 0293	SEGUE	TOTALE
		2	6

SIEMENS LAL 2.25

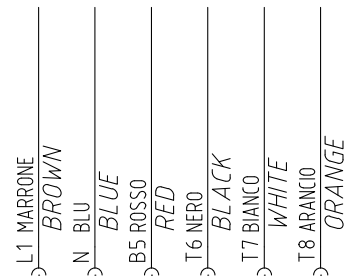


1.9 1 3.0 1 3.0

Data	29/02/2000	PREC.	FOGLIO
Revisione	08	1	2
Dis. N.	11 - 0293	SEGUE	TOTALE
		3	6

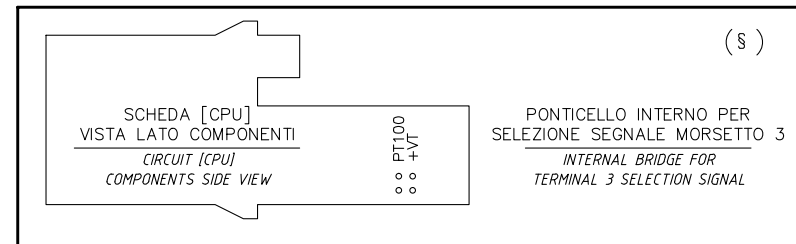


CONN. 7 PINS



CAVO 7x0,75mmq
7x0,75mmq CABLE

(xx)
ATTENZIONE COLLEGAMENTO SONDE CON CONNETTORE 7 POLI
WARNING PROBE CONNECTION WITH 7 PINS CONNECTOR



§
VERSIONE (PR) / VERSIONE (MD) CON RWF.. / 600V / KM3
(PR) VERSION / (MD) VERSION WITH RWF.. / 600V / KM3

Data	29/02/2000	PREC.	FOGLIO
Revisione	08	2	3
Dis. N.	11 - 0293	SEGUE	TOTALE
		4	6

(xx)

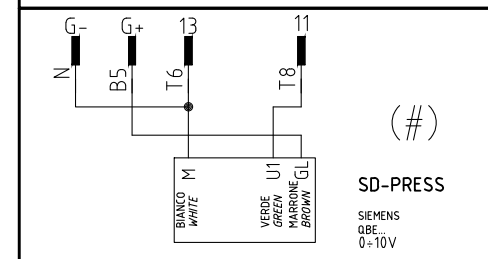
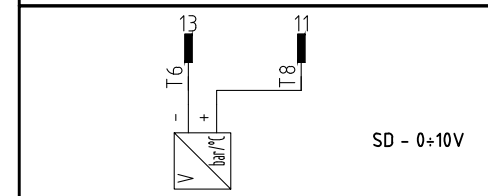
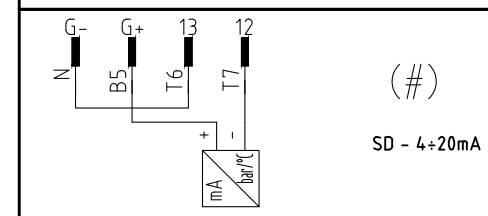
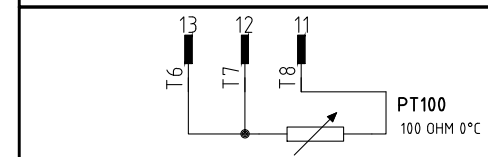
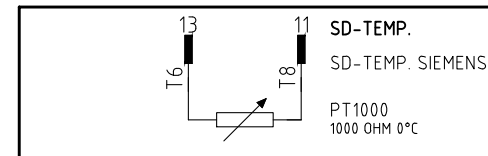
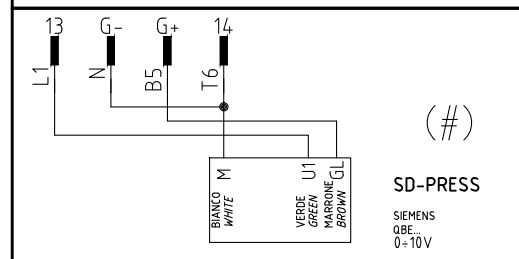
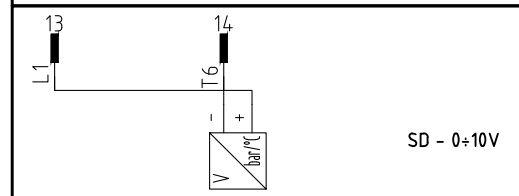
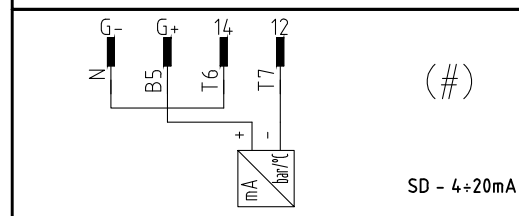
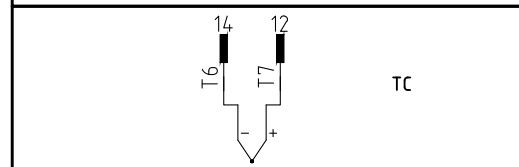
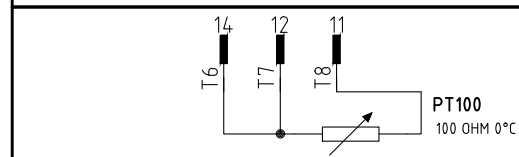
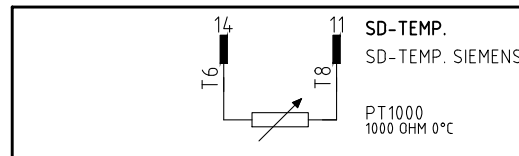
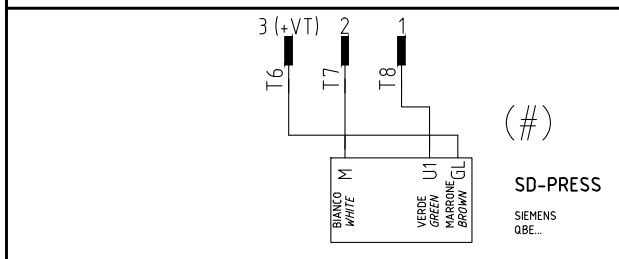
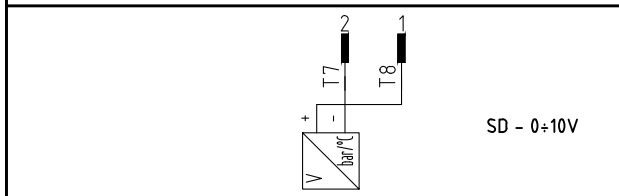
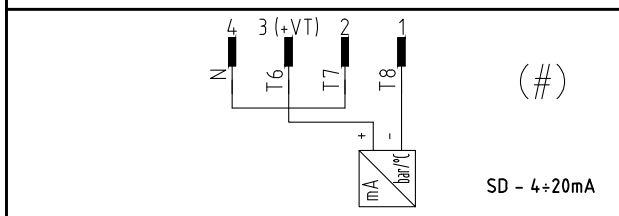
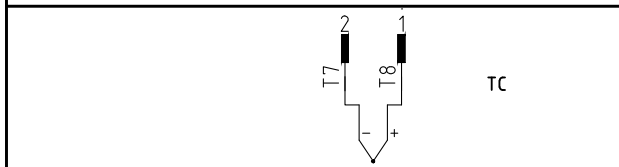
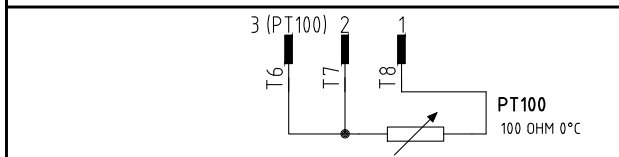
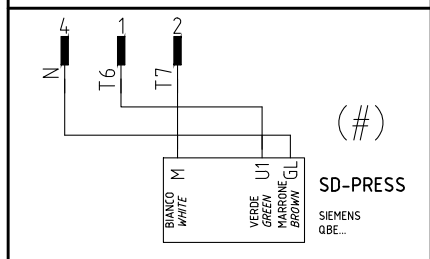
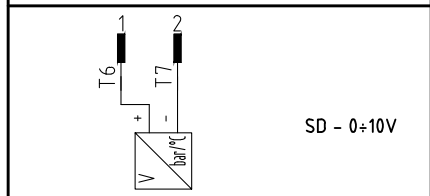
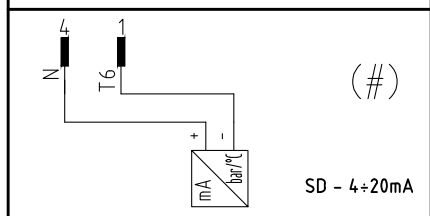
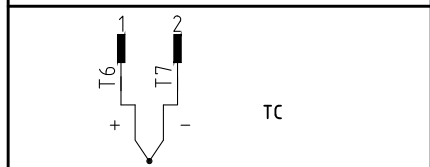
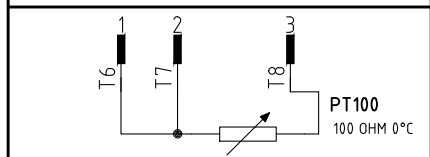
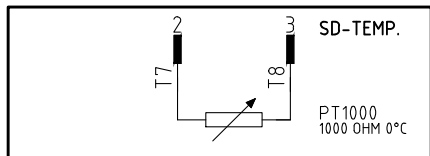
ATTENZIONE COLLEGAMENTO SONDE CON CONNETTORE 7 POLI
WARNING PROBE CONNECTION WITH 7 PINS CONNECTOR

KM3 HCRMMD

600V RRR0-1-T73

RWF55.5x

RWF50.2x

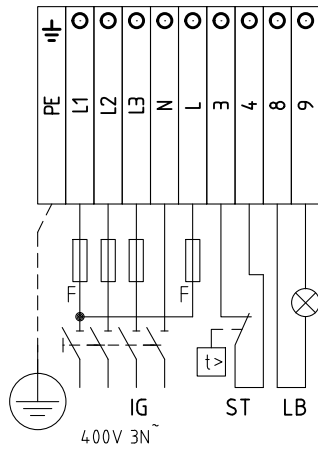


(#)

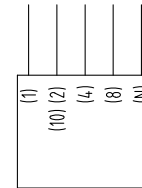
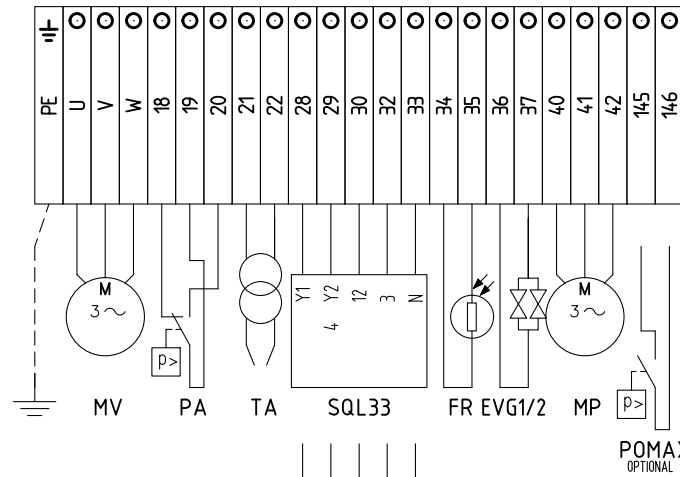
COLLEGAMENTO SOLO PER
TRASDUTTORI PASSIVI
TRASDUCER PASSIVE
CONNECTION ONLY

Data	29/02/2000	PREC.	FOGLIO
Revisione	08	3	4
Dis. N.	11 - 0293	SEGUE	TOTALE
		5	6

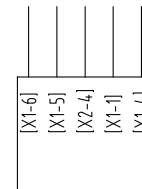
QUADRO QG - MORSETTIERA MA
 MORSETTIERA ALIMENTAZIONE BRUCIATORE
 BURNER SUPPLY TERMINAL BOARD



QUADRO QG - MORSETTIERA MC
 MORSETTIERA COMPONENTI BRUCIATORE
 BURNER COMPONENT TERMINAL BOARD



(STM30/24Q15.51/64.1NLP)



[SQM40.265A]

CAMME SERVOCOMANDO SERRANDA ARIA
 CAMS FOR AIR DAMPER ACTUATOR
 SQL33

- Y1 ALTA FIAMMA
HIGH FLAME
- Y2 SOSTA E ACCENSIONE
STAND-BY AND IGNITION
- 3 BASSA FIAMMA
LOW FLAME

CAMME SERVOCOMANDO SERRANDA ARIA (ALTERNATIVO)
 CAMS FOR AIR DAMPER ACTUATOR (ALTERNATIVE)
 (STM30/24Q15.51/64.1NLP)

- I ALTA FIAMMA
HIGH FLAME
- II SOSTA E ACCENSIONE
STAND-BY AND IGNITION
- III BASSA FIAMMA
LOW FLAME

CAMME SERVOCOMANDO SERRANDA ARIA (ALTERNATIVO)
 CAMS FOR AIR DAMPER ACTUATOR (ALTERNATIVE)
 [SQM40.265A]

- I ALTA FIAMMA
HIGH FLAME
- II SOSTA E ACCENSIONE
STAND-BY AND IGNITION
- III BASSA FIAMMA
LOW FLAME

Data	29/02/2000	PREC.	FOGLIO
Revisione	08	4	5
Dis. N.	11 - 0293	SEGUE	TOTALE
		6	6

0	1	2	3	4	5	6	7	8	9
Sigla/Item	Foglio/Sheet	Funzione	Function						
600V RRR0-1-T73	3	REGOLATORE MODULANTE (ALTERNATIVO)	BURNER MODULATOR (ALTERNATIVE)						
(STM30/24Q15.51/64-INLP)	2	SERVOCOMANDO SERRANDA ARIA (ALTERNATIVO)	AIR DAMPER ACTUATOR (ALTERNATIVE)						
CMF	3	COMMUT. MANUALE FUNZ. 0)FERMO 1)ALTA FIAMMA 2)BASSA FIAMMA 3)AUTOMATICO	MANUAL SWITCH 0)OFF 1)HIGH FLAME 2)LOW FLAME 3)AUTOMATIC						
CO	2	CONTAORE (OPTIONAL)	TIME COUNTER (OPTIONAL)						
EVG1/2	2	ELETTRORVALVOLE GASOLIO	LIGHT OIL ELECTRO VALVE						
FR	2	FOTORESISTENZA RILEVAZIONE FIAMMA	PHOTORESISTOR FLAME DETECTOR						
FU	3	FUSIBILE	FUSE						
FU1.0	1	FUSIBILI LINEA BRUCIATORE	BURNER LINE FUSES						
FU1.1	1	FUSIBILI LINEA POMPA GASOLIO	LIGHT OIL PUMP LINE FUSES						
FU1.2	1	FUSIBILE AUSILIARIO	AUXILIARY FUSE						
IG	1	INTERRUTTORE GENERALE	MAINS SWITCH						
IL	1	INTERRUTTORE LINEA AUSILIARI	AUXILIARY LINE SWITCH						
KA2.2	2	RELE' AUSILIARIO	AUXILIARY RELAY						
KM1.8	1	CONTATTORE MOTORE VENTILATORE	FAN MOTOR CONTACTOR						
KM1.9	1	CONTATTORE MOTORE POMPA GASOLIO	LIGHT OIL PUMP MOTOR CONTACTOR						
KM3 HCRMMD	3	REGOLATORE MODULANTE (ALTERNATIVO)	BURNER MODULATOR (ALTERNATIVE)						
LAF	2	LAMPADA SEGNALAZIONE ALTA FIAMMA BRUCIATORE	BURNER IN HIGH FLAME INDICATOR LIGHT						
LB	2	LAMPADA SEGNALAZIONE BLOCCO BRUCIATORE	INDICATOR LIGHT FOR BURNER LOCK-OUT						
LBF	2	LAMPADA SEGNALAZIONE BASSA FIAMMA BRUCIATORE	BURNER IN LOW FLAME INDICATOR LIGHT						
LEVG	2	LAMPADA SEGNALAZIONE APERTURA [EVG]	INDICATOR LIGHT FOR OPENING OF ELECTRO-VALVE [EVG]						
LS	1	LAMPADA SEGNALAZIONE SOSTA BRUCIATORE	INDICATOR LIGHT FOR BURNER STAND-BY						
LT	1	LAMPADA SEGNALAZIONE BLOCCO TERMICO MOTORE VENTILATORE	INDICATOR LIGHT FOR FAN MOTOR OVERLOAD THERMAL CUTOUT						
LTA	2	LAMPADA SEGNALAZIONE TRASFORMATORE DI ACCENSIONE	IGNITION TRANSFORMER INDICATOR LIGHT						
LTP	1	LAMPADA SEGNALAZIONE BLOCCO TERMICO MOTORE POMPA	INDICATOR LIGHT FOR PUMP MOTOR OVERLOAD THERMAL CUTOUT						
MP	1	MOTORE POMPA GASOLIO	LIGHT OIL PUMP MOTOR						
MV	1	MOTORE VENTILATORE	FAN MOTOR						
PA	1	PRESSOSTATO ARIA	AIR PRESSURE SWITCH						
POMAX	1	PRESSOSTATO DI MASSIMA PRESSIONE OLIO (OPTIONAL)	MAXIMUM OIL PRESSURE SWITCH (OTIONAL)						
PS	1	PULSANTE SBLOCCO FIAMMA	FLAME UNLOCK BUTTON						
PT100	4	SONDA DI TEMPERATURA	TEMPERATURE PROBE						
RWF50.2x	3	REGOLATORE MODULANTE	BURNER MODULATOR						
RWF55.5x	3	REGOLATORE MODULANTE (ALTERNATIVO)	BURNER MODULATOR (ALTERNATIVE)						
SD-PRESS	4	SONDA DI PRESSIONE	PRESSURE PROBE						
SD-TEMP.	4	SONDA DI TEMPERATURA	TEMPERATURE PROBE						
SD - 0÷10V	4	TRASDUTTORE USCITA IN TENSIONE	TRANSDUCER VOLTAGE OUTPUT						
SD - 4÷20mA	4	TRASDUTTORE USCITA IN CORRENTE	TRANSDUCER CURRENT OUTPUT						
SIEMENS LAL 2.25	1	APPARECCHIATURA CONTROLLO FIAMMA	CONTROL BOX						
SQL33.03	2	SERVOCOMANDO SERRANDA ARIA	AIR DAMPER ACTUATOR						
ST	1	SERIE TERMOSTATI/PRESSOSTATI	SERIES OF THERMOSTATS OR PRESSURE SWITCHES						
TA	2	TRASFORMATORE DI ACCENSIONE	IGNITION TRANSFORMER						
TC	4	TERMOCOPPIA	THERMOCOUPLE						
TP	1	TERMICO MOTORE POMPA GASOLIO	LIGHT OIL PUMP MOTOR THERMAL						
TV	1	TERMICO MOTORE VENTILATORE	FAN MOTOR THERMAL						
[SQM40.265A]	2	SERVOCOMANDO SERRANDA ARIA (ALTERNATIVO)	AIR DAMPER ACTUATOR (ALTERNATIVE)						

Data	29/02/2000	PREC.	FOGLIO
Revisione	08	5	6
Dis. N.	11 - 0293	SEGUE	TOTALE
		1	6